

DATASHEET

Name:
Type:
Designed by:

MONA
Wall Light
Lucie Koldova



DESCRIPTION

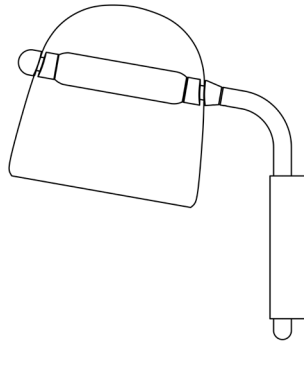
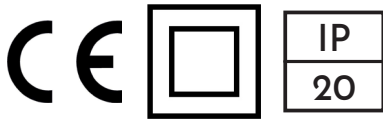
The collection is a showcase of original design and refined combinations of materials, such as glass, metal, and leather. It features a tubular LED light source with a range of colour temperatures to choose from.

TECH. DESCRIPTION

The light comprises a glass shade, leather suspension straps, and tubular LED module with triplex opal glass diffuser. The LED module uses a Brokis connector. The entire assembly is secured with dural endcaps. The electronics and terminal connectors.



CERTIFICATES

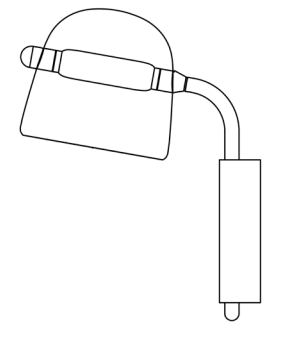


16.5"

Product ID: PC970

Mona M

4 kg
Glass, metal, wood
2,200 mm
Wall
Indoor



13.5"

Product ID: PC969

Mona S

3 kg
Glass, metal, wood
2,200 mm
Wall
Indoor

CONSTRUCTION SPECIFICATIONS

Weight:
Construction material:
Cord Length:
Mounting:
Environment:

ELECTRICAL SPECIFICATIONS

Input voltage [V]: 100 - 240 V
Frequency [Hz]: 50-60 Hz
Max. power [W]: 4.5 W
Coverage IP: 20
Socket: non-user replaceable LED module
Light source: -
Energy class: A+

100 - 240 V
50-60 Hz
2.5 W
20
non-user replaceable LED module
-
A+



LED SOURCE

Type
Lamp wattage [W]
Input voltage [V]
Energy class
Flux [lm]
Light colour [K]
CRI
Lifespan [h]
Dimmable

MONA S

LED module
2.5 W
24 VDC
A+
> 180 lm
2700/ 4000/ 5000K
80+
20,000 hr
yes

MONA M

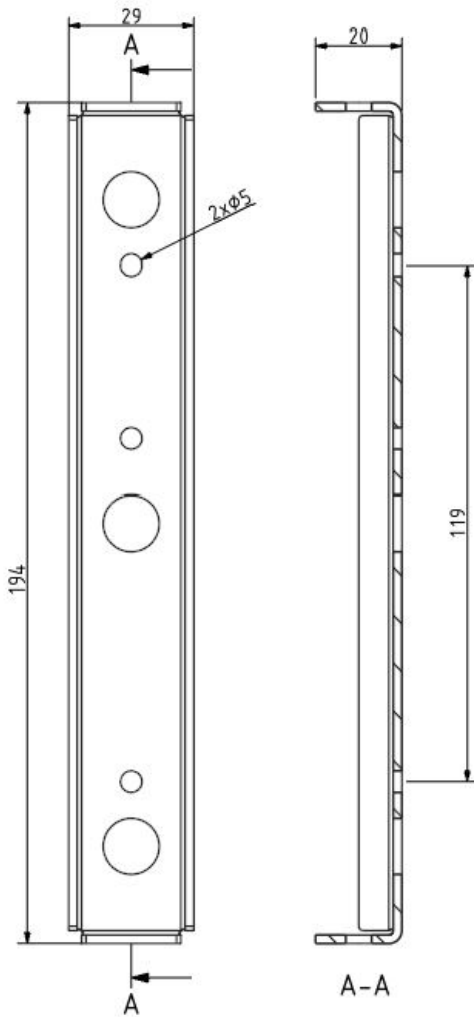
LED module
4.5 W
24 VDC
A+
> 330 lm
2700/4000/ 5000K
80+
20,000 hr
yes

Wall Part

Dimensions \varnothing x w [in/mm] 1.25" x 7.75" / 29 x 194 mm
Weight [kg] 0.7 kg
Material metal



Drawing



PRODUCT DETAILS

Glass Colour

Transparent glass	CGC23
Smoke grey - transparent glass	CGC516
Opaline - transparent glass	CGC38
Black - transparent glass	CGC602
Violet - transparent glass	CGC554

Glass Surface

Glossy surface	CGSU66
----------------	--------

Base Finish

Lamp body - Black	CCS727
Lamp body - White	CCS732

LED Source (MONA S)

24V, LED, 2.5W, 2700K, 141lm, RA80+, DIM	LEDS1986
24V, LED, 2.5W, 4000K, 173lm, RA80+, DIM	LEDS1987
24V, LED, 2.5W, 5000K, 184lm, RA80+, DIM	LEDS1988

LED Source (MONA M)

24V, LED, 4.5W, 2700K, 266lm, RA80+, DIM	LEDS1989
24V, LED, 4.5W, 4000K, 327lm, RA80+, DIM	LEDS1990
24V, LED, 4.5W, 5000K, 346lm, RA80+, DIM	LEDS1991

Dimmable Version

Integrated dimmer on the body of the light	CEDV1463
--	----------